

EXSHIELD | Conductive Silicone EC Shielding



EC Shielding:

For conductively loaded silicone extrusions, a round or D section profile, fitted into a correctly dimensioned groove or channel will provide the most effective sealing and shielding performance. Fixing with any form of conductive adhesive is not recommended as this is likely to have an adverse effect on the environmental sealing.

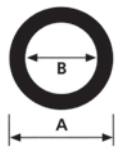
How to order:

Standard sizes can be specified from the table below. Alternatively please provide a drawing of the profile required indicating series and filler.

SERIES	FILLER CODE	STYLE / SHAPE	SIZE
EC=Silicone	Q=Nickel Graphite	60=Solid Round	xxxx
ECF=Fluorosilicone	G=Silver Glass	61=Hollow Round	xxxx-xxxx
ECR=Flame Retardant*	J=Silver Aluminium	11=Solid 'D'	xxxx-xxxx-xxxx
	H=Silver Copper	12=Hollow 'D'	xxxx-xxxx-xxxx-xxxx
	S=Silver	13='U' Channel	xxxx-xxxx-xxxx-xxxx
*Nickel Graphite Only	C=Carbon	70=Rectangular	xxxx-xxxx
	N=Nickel	81=Solid 'P' Section	xxxx-xxxx-xxxx-xxxx
		82=Hollow 'P' Section	xxxx-xxxx-xxxx-xxxx

Example:

EC-J-61-0032-0016 is extruded tubular Silicone with Silver plated Aluminium filler of 3.2 mm o.d. and 1.6 mm i.d.



HOLLOW ROUND

DIM A (mm)	DIM B (mm)	PART NUMBER
2.40	0.80	61-0024-0008
3.18	1.14	61-0032-0011
3.96	1.27	61-0040-0013
6.35	3.18	61-0064-0032
7.92	4.88	61-0080-0048
9.53	6.35	61-0095-0064



SOLID ROUND

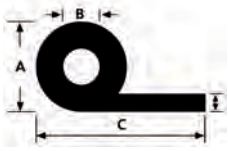
DIM A (mm)	PART NUMBER
1.02	60-0010
1.35	60-0014
1.57	60-0016
1.78	60-0018
2.03	60-0020
2.36	60-0024
2.62	60-0026
2.84	60-0028
3.02	60-0030
3.18	60-0032
3.30	60-0033
3.53	60-0035
3.81	60-0038
4.06	60-0040
4.78	60-0048
5.49	60-0055
6.35	60-0064



Nolato PPT
Unit 12 Maldon Trade park
The Causeway, Maldon
CM9 4LJ

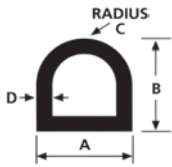
T: +44 (0) 1376 550525
W: www.p-p-t.co.uk
E: sale.ppt@nolato.com

EXSHIELD | Conductive Silicone EC Shielding



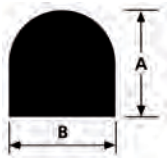
HOLLOW 'P'

DIM A (mm)	DIM B (mm)	DIM C (mm)	DIM D (mm)	PART NUMBER
5.08	2.03	1.57	12.70	82-0051-0020-0016-0127
5.08	2.03	1.57	21.59	82-0051-0020-0016-0216
6.35	3.18	1.57	12.70	82-0064-0032-0016-0127
6.35	3.18	1.57	15.88	82-0064-0032-0016-0160
6.35	3.18	1.57	22.22	82-0064-0032-0016-0222
7.92	4.75	1.57	22.22	82-0080-0048-0016-0222
9.14	6.48	1.79	19.81	82-0091-0065-0018-0198



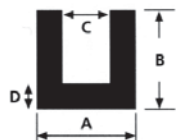
HOLLOW 'D'

DIM A (mm)	DIM B (mm)	DIM C (mm)	RAD R (mm)	PART NUMBER
3.96	3.96	1.14	1.98	12-0040-0040-0011-0020
4.75	4.72	1.27	2.36	12-0048-0047-0013-0024
6.35	6.35	1.65	3.18	12-0064-0064-0017-0032
7.92	7.92	1.27	3.96	12-0080-0080-0013-0040
7.92	7.92	1.57	3.96	12-0080-0080-0016-0040
12.37	8.23	2.03	6.20	12-0124-0082-0020-0062



SOLID 'D'

DIM A (mm)	DIM B (mm)	PART NUMBER
1.63	1.40	11-0016-0014
1.73	1.57	11-0017-0016
1.98	2.39	11-0020-0024
2.26	1.98	11-0023-0020
2.54	1.57	11-0025-0016
2.79	3.81	11-0028-0038
3.43	3.10	11-0034-0031
3.96	3.00	11-0040-0030
4.45	4.52	11-0045-0045
4.78	4.78	11-0048-0048
6.35	6.35	11-0064-0064



U CHANNEL

DIM A (mm)	DIM B (mm)	DIM C (mm)	DIM D (mm)	PART NUMBER
2.54	2.54	0.86	0.84	13-0025-0025-0009-0008
3.20	2.79	0.66	1.27	13-0032-0028-0007-0013
3.20	5.72	0.51	1.91	13-0032-0057-0005-0020
3.96	3.94	1.57	1.19	13-0040-0040-0016-0012
4.45	3.96	1.19	1.91	13-0044-0040-0012-0020
8.31	5.94	1.57	2.92	13-0083-0060-0016-0029



Nolato PPT
Unit 12 & 14
Maldon Trade Park The
Causeway, Maldon
CM9 4LJ

T: +44 1376 550525 w:
www.p-p-t.co.uk E:
sale.ppt@nolato.com